

BROWN TOWNSHIP REGULATORS COWBOY ACTION SHOOT SEPTEMBER 26, 2020 BROWN TOWNSHIP SPORTSMEN'S CLUB

STAGE NEEDS

	Stage 1/4	Stage 2/5	Stage 3/6	Stage 4/8	Total	
CIRCLE			2S	4T,4M,2S		
Diamond	2	3	4			
Square	6	3	2			
Shotgun	4+popper and KD	4	4	4		
Table/Spool	Door windows	table	3 barrels	2 barrels		
Extra	Bale barrel	2 cactus				

Notes and Stage Conventions

Long Guns may be restaged anywhere safely unless otherwise noted


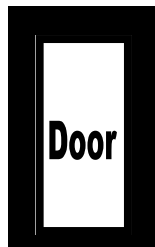


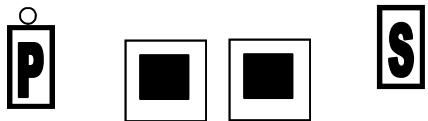
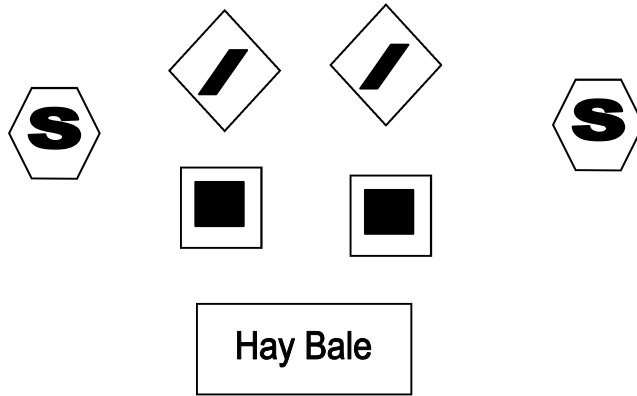
Shotgun must be made up before moving

Start both feet behind position—after move at least one foot behind position

Stage 1/5 Remove Door - Left window—4 close pistol targets—add barrel

Stage 4/8 Remove throne—move barrel

STAGE 1



Ammunition and Staging

- Rifle 10 Rounds In Hands
- Pistols 10 Rounds Holstered
- Shotgun 4+ rounds staged either window
-


Gun order—Rifle then choice

Starting Position— At Door—rifle in Hands

Ready Line—You gotta lot of hard bark on you

At the Buzzer—With Rifle engage each square once then each diamond three times then each square once. From either window engage pistols in a 1-1-3-3-1-1 alternating sweep. With shotgun engage 2 shotgun from each window.

STAGE 2



Table



Ammunition and Staging

- Rifle 10 Rounds staged or in hands
- Pistols 10 Rounds Holstered, staged or in hand/s
- Shotgun empty 2+ rounds staged or in hands
-

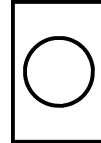
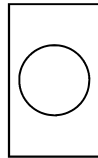
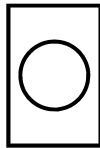
Gun order— Shooters choice

Starting Position— AGAP Starting gun in hand/s. Shotgun shells can be in hand not touching gun

Ready Line—I didn't feel like bleeding for him

At the Buzzer— Rifle/Pistol engage targets with two 2-1-2 sweeps. Yes you can. With shotgun engage any two targets till down

STAGE 3



Ammunition and Staging

- Rifle 10 Rounds staged center barrel
- Pistols 10 Rounds Holstered
- Shotgun 2+ either outside barrel
-

Gun order—Rifle Pistols Shotgun

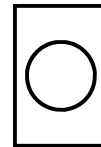
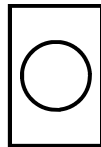
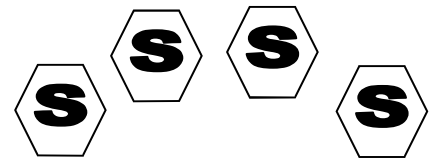

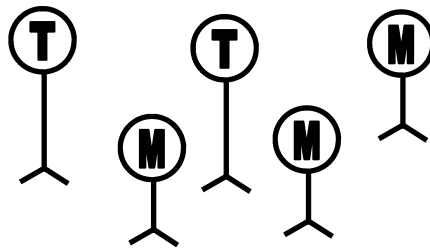
Starting Position— Hands flat on center barrel

Ready Line—How you planning to get back down that hill.

At the Buzzer— With Rifle engage targets in a hOOt Sweep. Pistols from center barrel same instructions as rifle. Move to either barrel engage 2 targets till down.

hOOt sweep R1-R2-R2-R3-R3-R2-R2-R3-R3-R4

STAGE 4



Ammunition and Staging

- Rifle 10 Rounds staged on center barrel
- Pistols 10 Rounds staged on throne table
- Shotgun 4+ staged either barrel
-

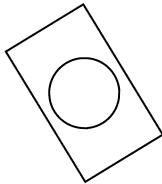
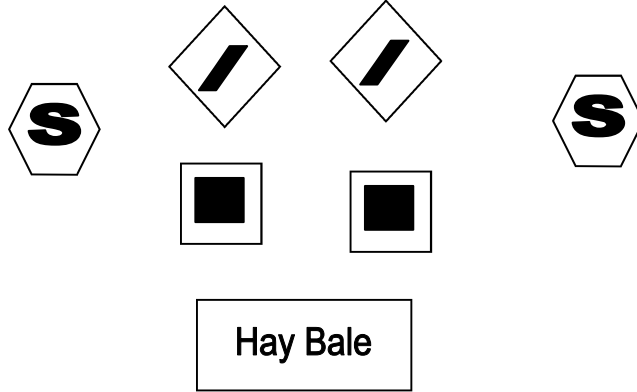
Gun order— Pistol rifle shotgun

Starting Position— sitting on throne corncobs in hands

Ready Line— Depends on how lucky I get

At the Buzzer—With Pistol sweep inside 3 targets twice from either direction then double tap outside targets. Rifle from center barrel same instructions as pistol. From right barrel shotgun till down.

STAGE 5



Ammunition and Staging

- Rifle 10 Rounds port arms
- Pistols 10 Rounds Holstered
- Shotgun 6+ rounds
-

Gun order— Rifle Shotgun Pistol

Starting Position— Anywhere between window and barrel rifle port arms

Ready Line—Shoot Her

At the Buzzer— With rifle Make an X—shoot first 5 rounds alternate diamond/square then second 5 rounds using other diamond/square. With shotgun shoot left side popper then launched bottle, if bottle is missed shoot other shotgun target till down—move to window and shoot 2 shotgun till down then move to bale and engage last 2 shotgun till down. With pistols same instructions as rifle.

STAGE 6



Table



Ammunition and Staging

- Rifle 10 Rounds staged on table
- Pistols 10 Rounds Holstered
- Shotgun in hands

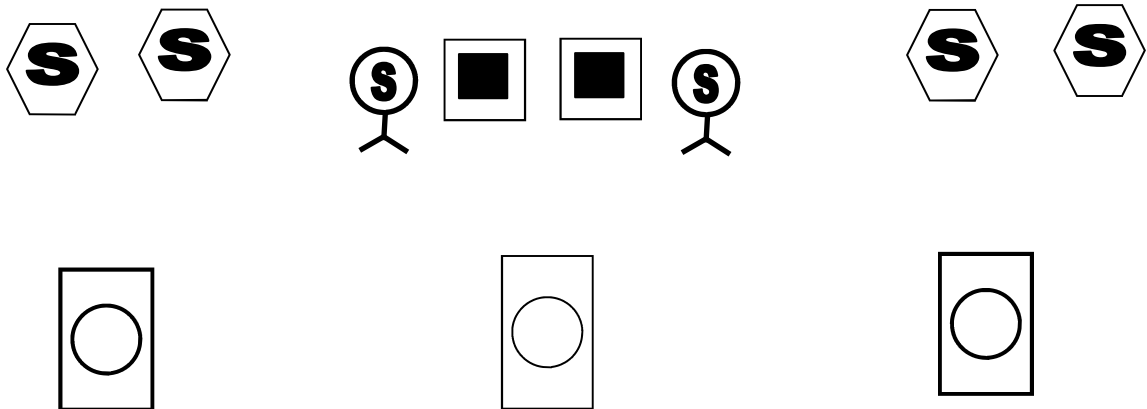
Gun order— shotgun—choice—shotgun

Starting Position— outside either cactus

Ready Line—I'm going to give you back this bullet

At the Buzzer— With Shotgun engage two targets till down, take shotgun for further use. Rifle/Pistol Engage center target twice then each outside target 3 times then center target twice. Engage remaining 2 shotgun from outside other cactus

STAGE 7



Ammunition and Staging

- Rifle 10 Rounds staged any position
- Pistols 10 Rounds Holstered
- Shotgun 4+ staged either barrel

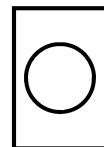
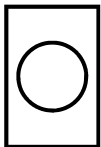
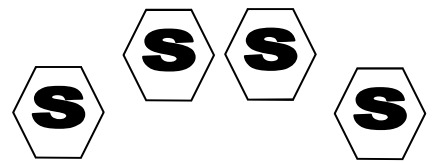


Gun order— Shotgun then choice

Starting Position— behind either barrel hands flat on shotgun

Ready Line—If you run they're gonna catch you, they're gonna kill you

At the Buzzer— Engage 2 shotgun from each barrel till down, Rifle from from any position engage targets in a Nevada Sweep double tapping end targets. Pistols from center barrel engage targets same instructions as rifle

STAGE 8



Ammunition and Staging

- Rifle 10 Rounds in Duke Position
- Pistols 10 Rounds Holstered
- Shotgun 4+ Staged right barrel

Gun order— Rifle then choice

Starting Position— Centered between barrels rifle in Duke position

Ready Line—Hit something....first the men then the horses

At the Buzzer—Rifle/Pistol place 2 shots on each target. Rifle from center position, pistols from left barrel Shotgun from right barrel engage targets till down